



FACILITY NEEDS

January, 2025



AGENDA

- REVIEW GOALS
- EXPLAIN PROCESS
- REVIEW NEEDS BY STAKEHOLDERS
- CONCEPTUAL DESIGNING
- DISCUSS NEXT STEPS
- Q & A

GOALS

- Incorporate Law Enforcement, Fire, Administration, Public Works, and Utility Spaces to Meet Today & Tomorrow's Needs
 - Leave no User Behind
 - Continue to Move Forward Resolving Needs
 - Balance Needs Against Financial Limitations
-



NEEDS PROCESS

- IDENTIFY GOALS
- MEET WITH DEPARTMENTS
- PROVIDE SOME GUIDANCE
- MEET WITH STAKEHOLDERS
- DEVELOP A PLAN
- PUBLIC INPUT

POLICE

- Office space
 - At least 2 workspaces & office
- Training space
 - Meeting room
- Secure space
 - Armory, interview room, & evidence
- Storage space
 - Miscellaneous

*Note: the following slides reference “minimum needed space.” We want to stress that these are truly minimums. In many cases, greater space would be preferred and the square footages given would potentially still leave the departments with issues.

Minimum Needed Space	Sq Ft
Office	400
Training	300
Secure	400
Storage	300

*Currently has roughly 1,200 sq. ft.

FIRE

- Office space
 - At least 1 workspace & office
- Training space
 - Meeting room
- Secure space
 - Lockers
- Storage space
 - Miscellaneous

Minimum Needed Space	Sq Ft
Office	250
Training	300
Secure	150
Storage	300

*Currently shares minimal space with Police Dept.

ADMINISTRATION

- Office space

At least 2 workspaces & 3 offices

- Training space

Meeting room

- Secure space

Fire safe

- Storage space

Miscellaneous

*Note: We mention “training space” a lot. Depending on the department and/or type of trainings needed, these could certainly be shared spaces between departments for meeting and training.

Minimum Needed Space	Sq Ft
Office	800
Training	300
Secure	150
Storage	300

*Currently has roughly 1,100 sq. ft.

UTILITIES

- Office space
 - At least 1 workspace & 1 office
- Training space
 - Meeting room
- Storage space
 - Miscellaneous

Minimum Needed Space	Sq Ft
Office	300
Training	300
Storage	?

RECREATION & LITTLE THEATRE

- Indoor Events Space

Serves Summer Rec with a stage option for Little Theatre

- Storage Space

Miscellaneous

Minimum Needed Space	Sq FT
Indoor Event Space	?
Storage (Recreation)	450
Storage (Theatre)	80

MUSEUM/ARCHIVES/LIBRARY

- Sustain or improve on current footprint
- Provide Archives a separate space

Minimum Needed Space	Sq Ft
Library	2400
Library/Recreation Shared Space	1200
Museum/Archives Shared Space	1772

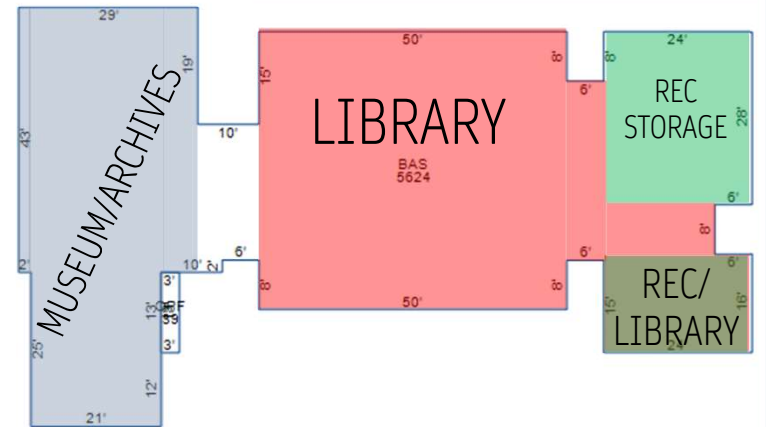
EXPLORING A POTENTIAL CONCEPT

*Note: the focus of these next slides was to present an idea that could feasibly meet the city's needs while minimizing the associated costs (i.e. not expanding the footprint of the buildings). This is by no means a final concept or even a true recommendation; this is simply an attempt to start the conversations of what could be done with our facilities to meet our needs.

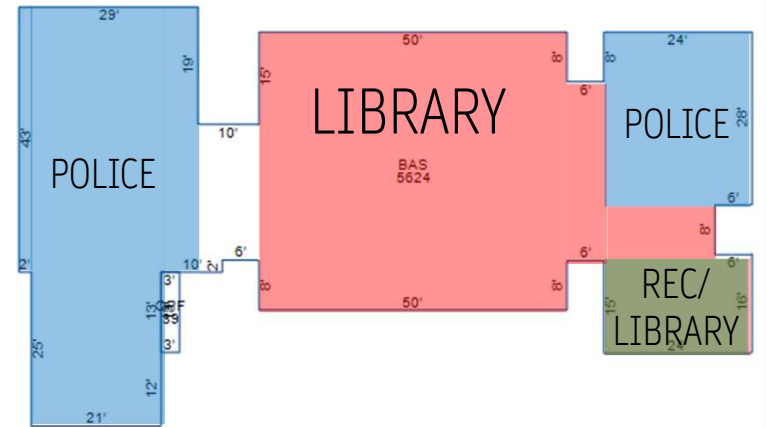
MCNEELEY BUILDING

- LIBRARY 2,400 SQ FT
- RECREATION/LIBRARY 1,200 SQ FT
- POLICE 1,772 SQ FT
- PUBLIC RESTROOM SPACE

CURRENT



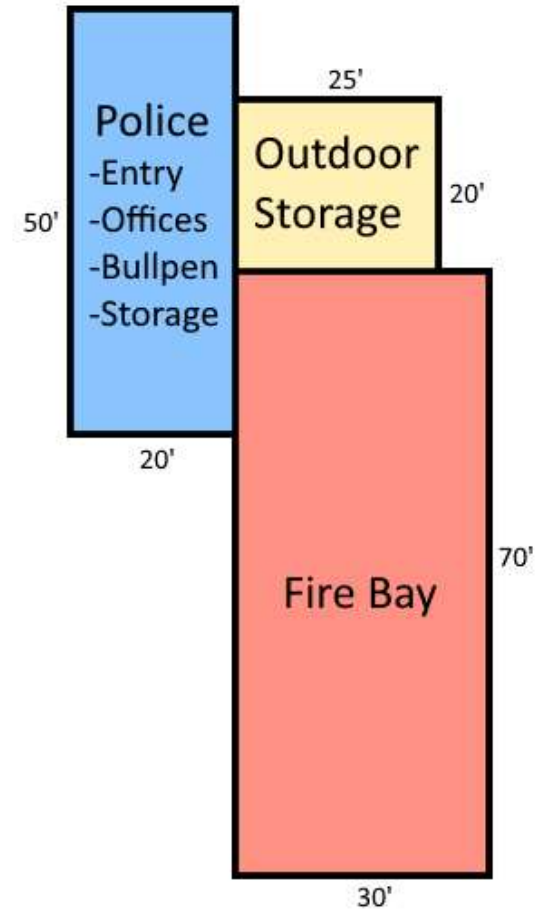
POTENTIAL CONCEPT



Allows police to maintain a downtown presence.

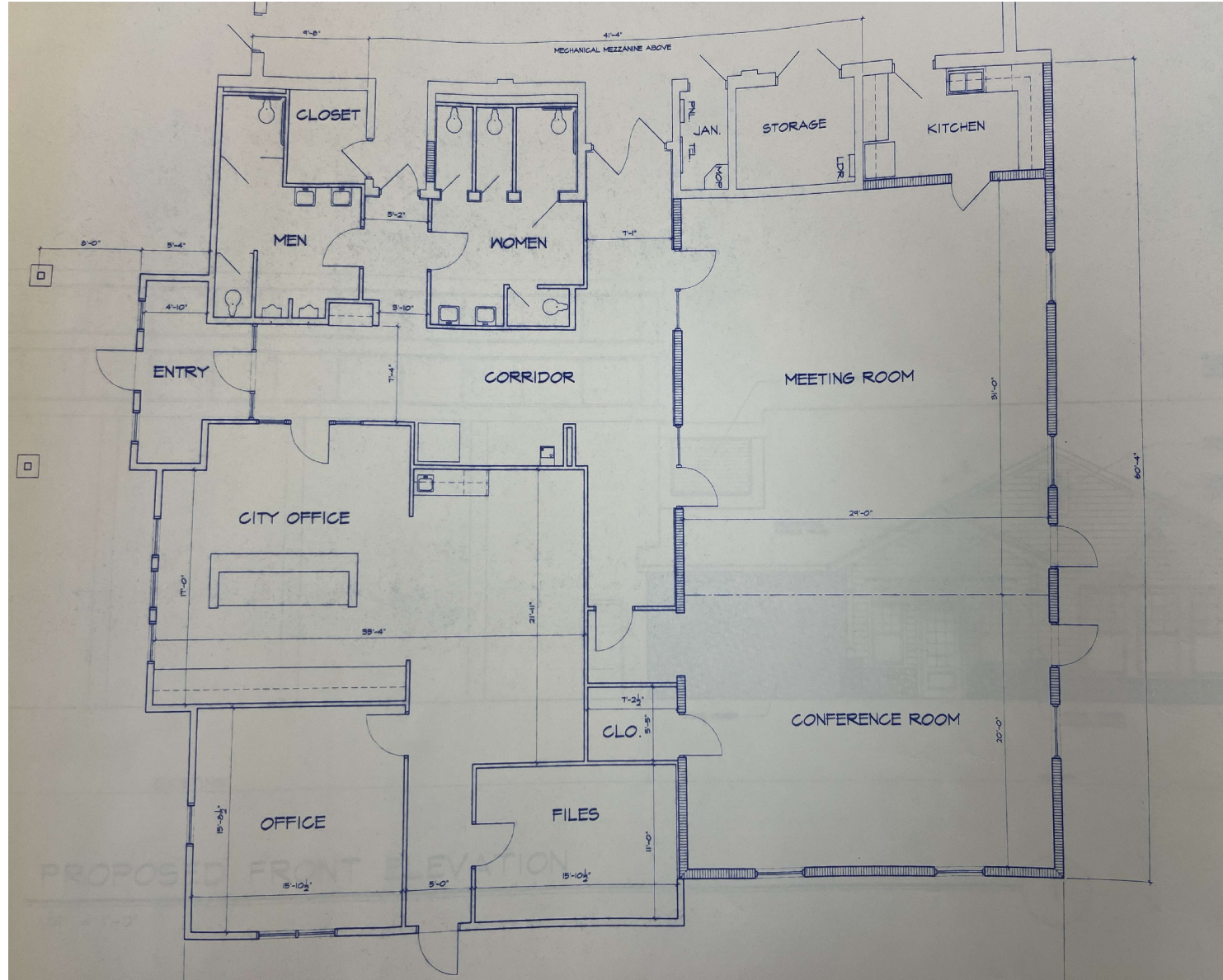
FIRE/POLICE BLDG

- TOTAL SQUARE FOOTAGE:
~1,200-1,300 (NOT INCLUDING FIRE BAY)
- WITH POLICE MOVING TO
MCNEELEY BLDG., FIRE WOULD
HAVE ENOUGH SPACE IN THEIR
EXISTING HOME



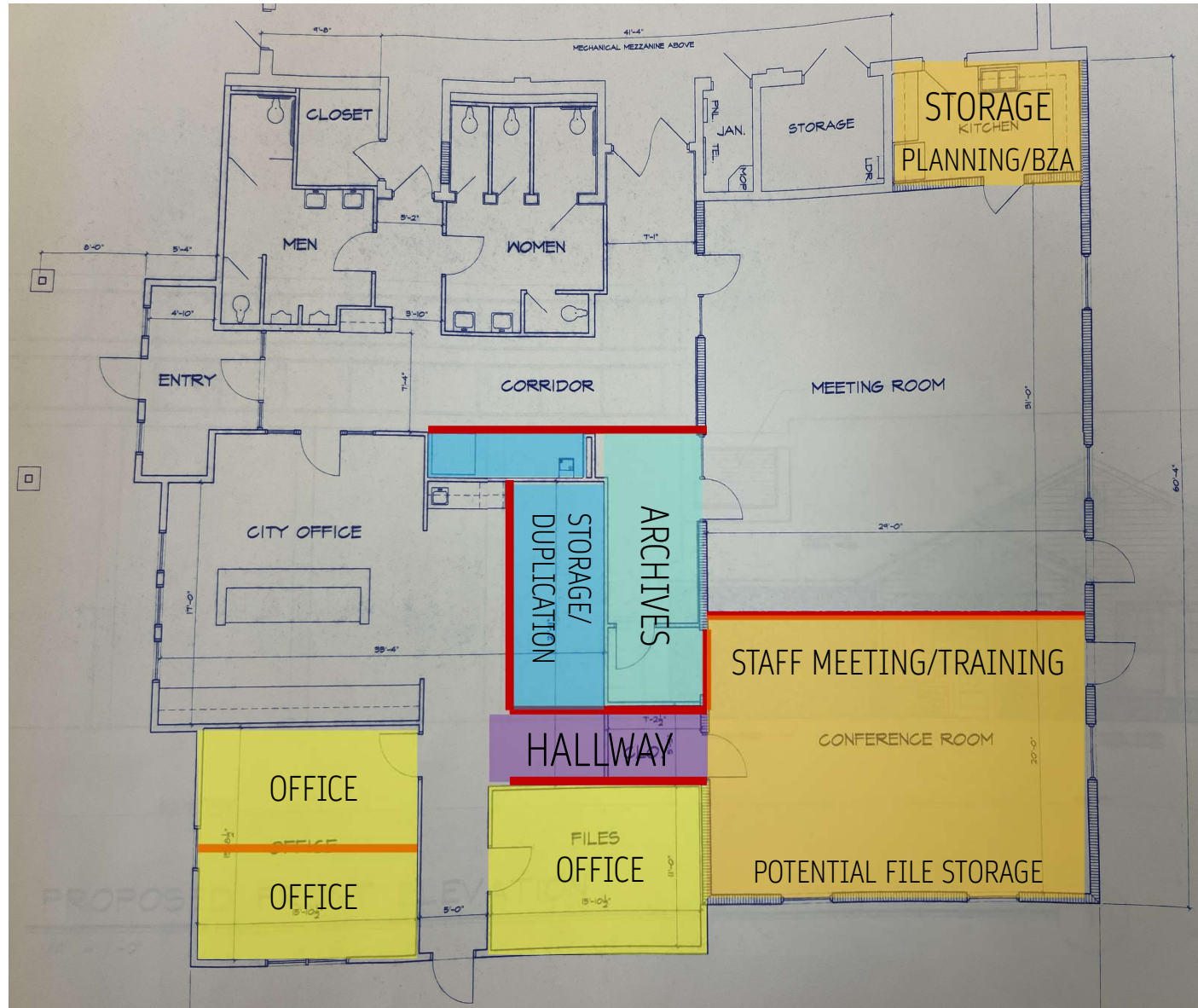
COMMUNITY BUILDING: CURRENT

- ADMINISTRATION
- MEETING SPACES
- MINIMAL STORAGE



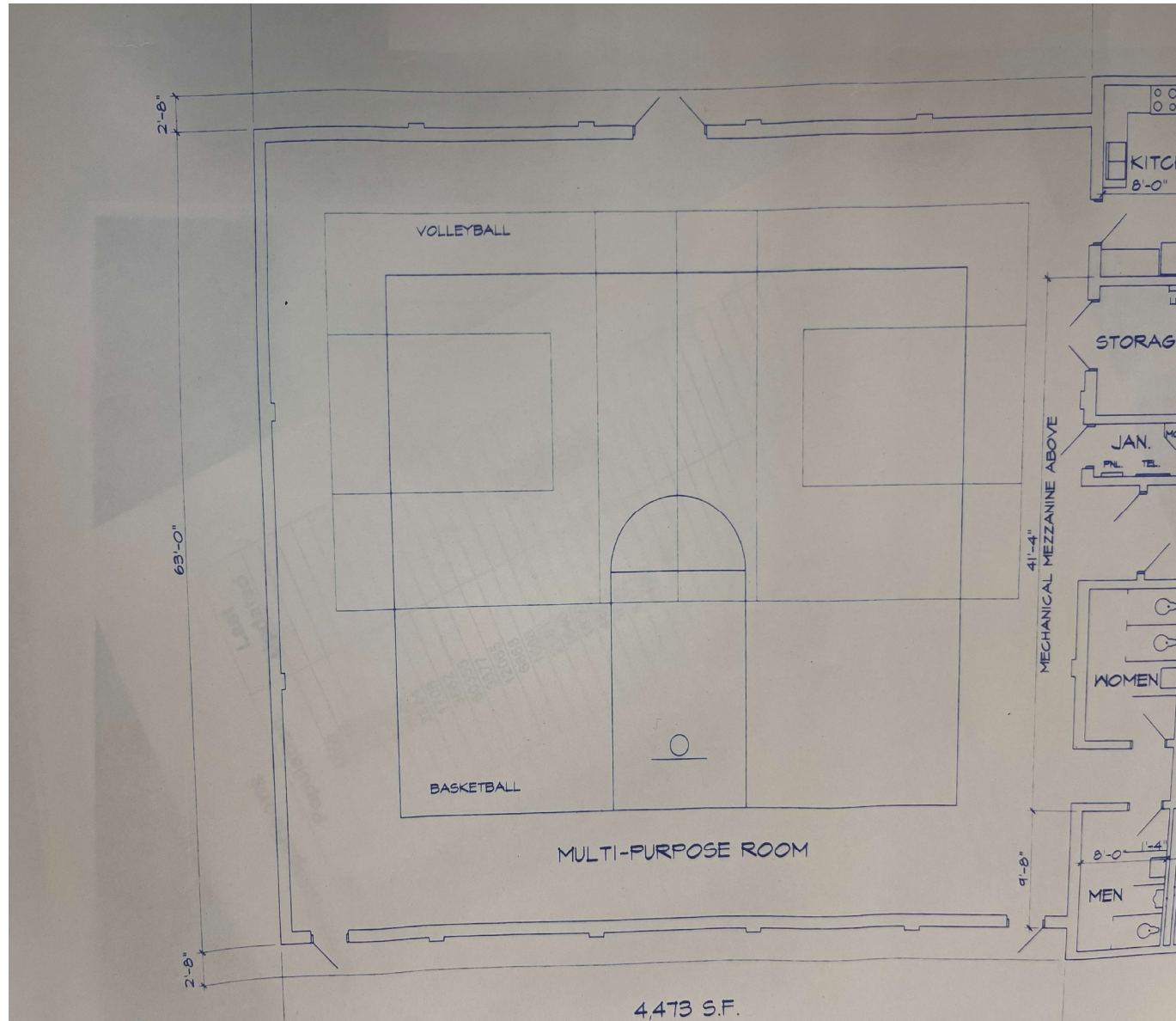
COMMUNITY BUILDING: POTENTIAL CONCEPT

- ADMINISTRATION
- MEETING SPACE
- STORAGE
- ARCHIVES
- STAFF MEETING/TRAINING SPACE



COMMUNITY BUILDING: CURRENT

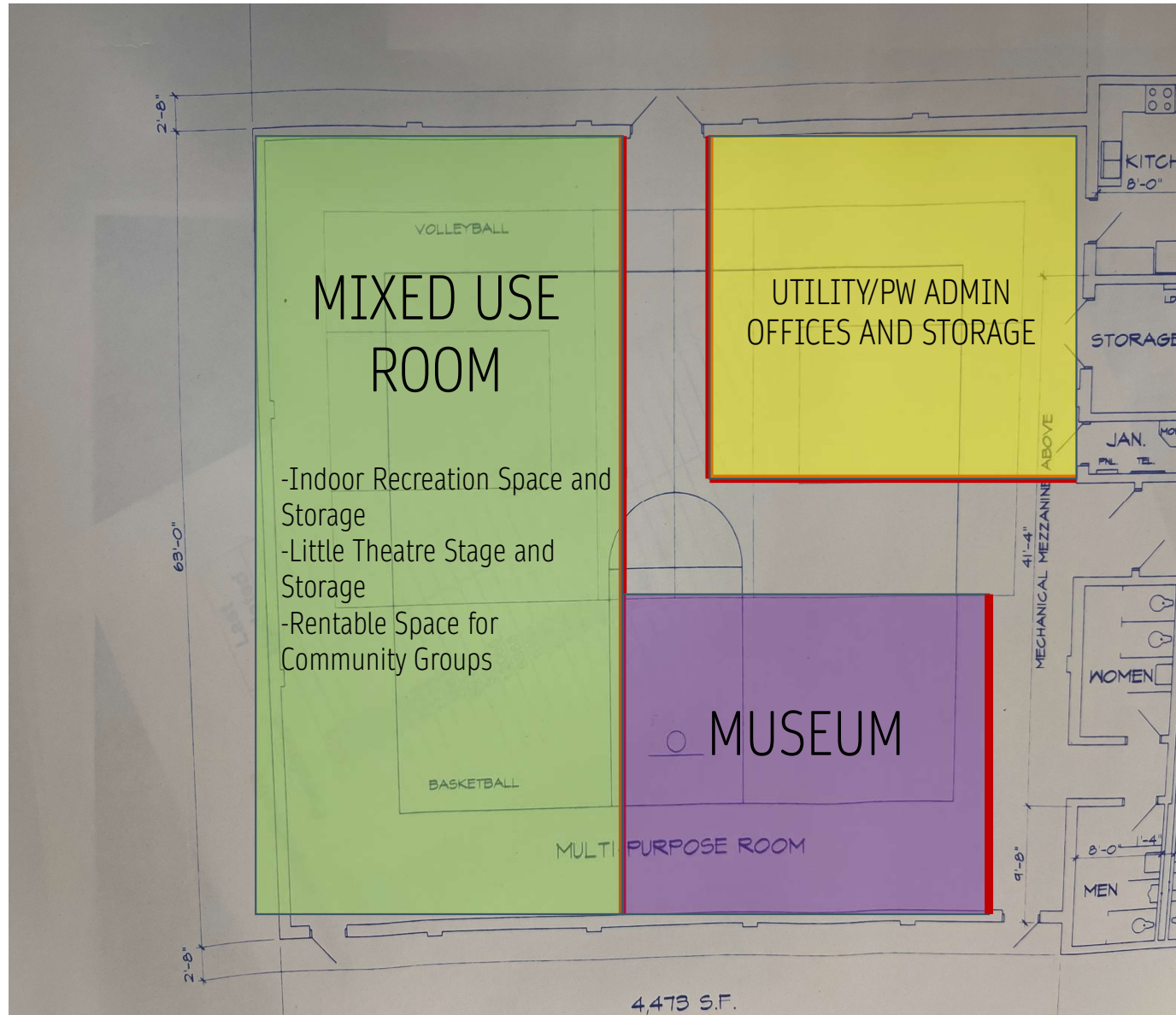
- MULTI-PURPOSE ROOM

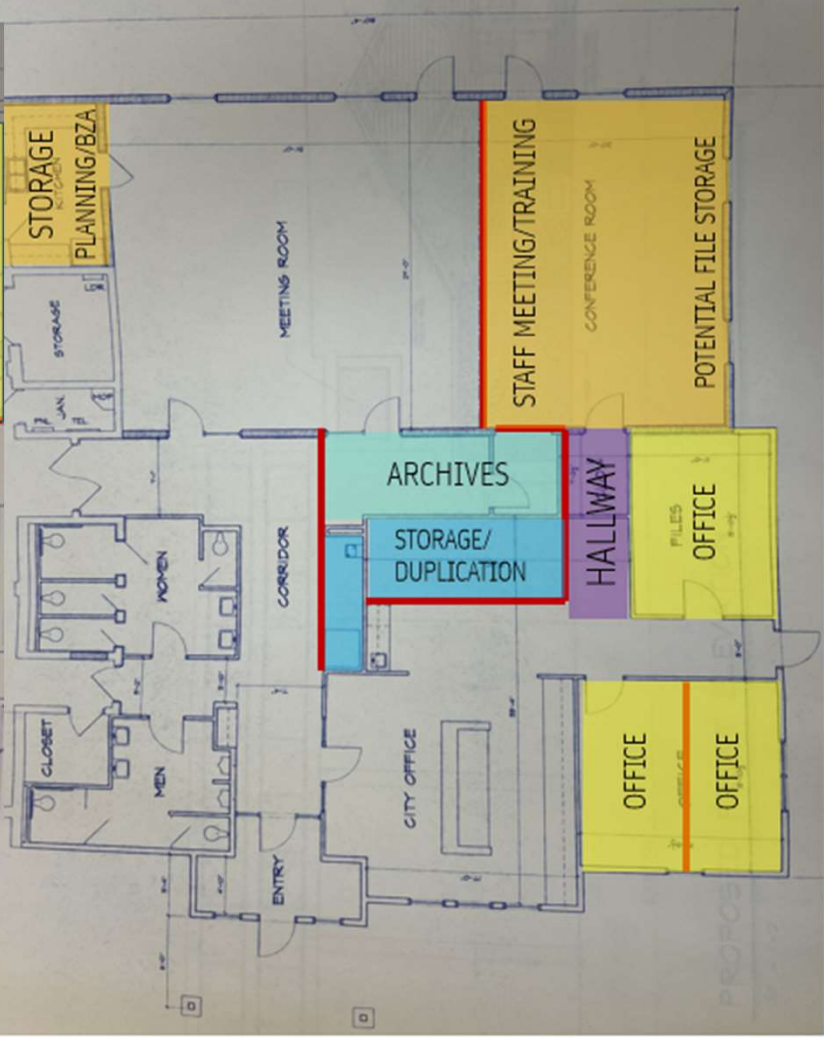
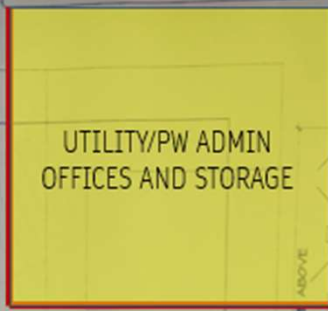
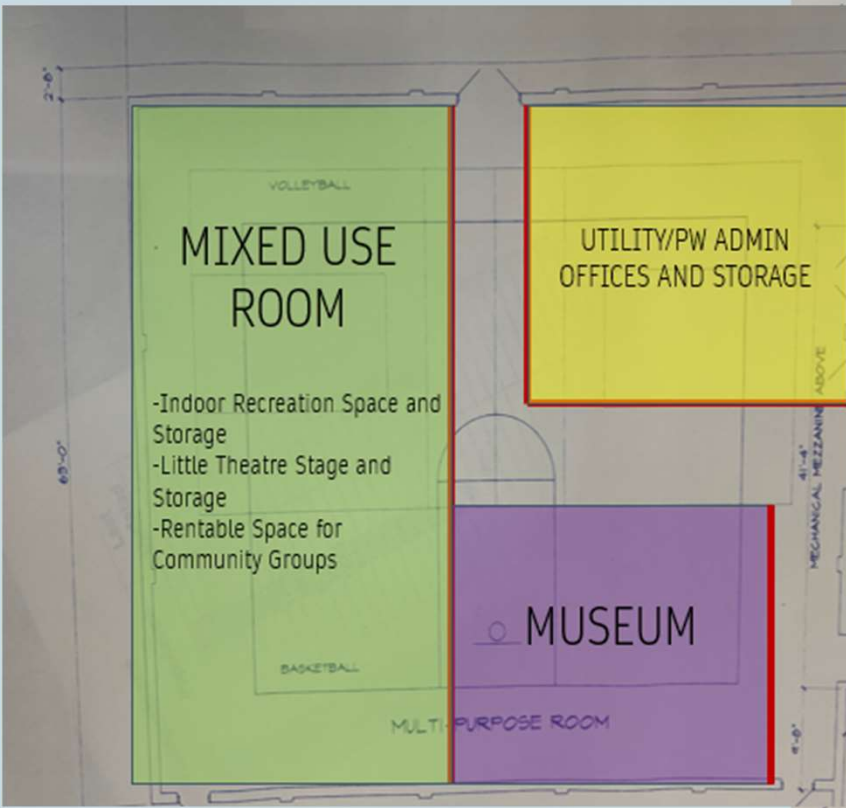


COMMUNITY BUILDING: POTENTIAL CONCEPT

- UTILITY & PUBLIC WORKS MANAGEMENT
- WALKTHROUGH MUSEUM
- STORAGE
- MIXED USE ROOM

*Note: while this concept would include a significant decrease in indoor space for recreational activities (like basketball and pickleball), part of our process included the acknowledgement that we have an active grant with the state to construct new outdoor spaces for those purposes.





NEXT STEPS

- Formalize an Initial Concept
- **Reach Out for Feedback from All Stakeholders**
- Evaluate Feedback
- Finalize a Preliminary Concept
- Hire an Architect to Draft a Design

Initial Concept Process

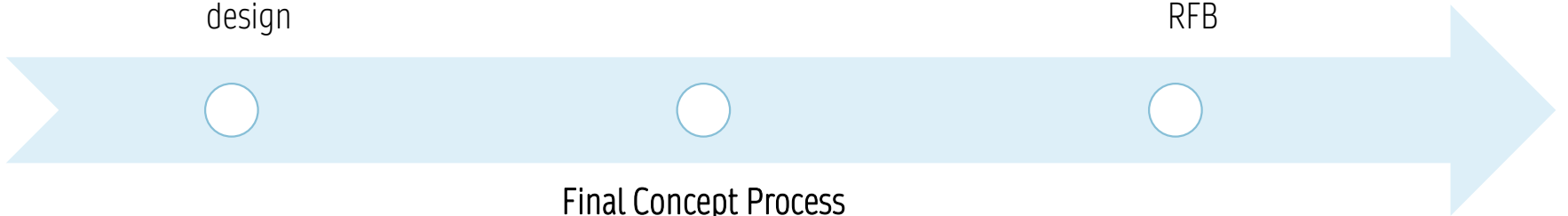
- Foster collaborative design

Architectural Design

- Formalize the vision into a buildable project ready for RFB

Final Concept Process

- Ensure a tailored design





QUESTIONS & ANSWERS

- Timeline?
- How does the current plan address current facility needs?
- What would the concepts cost?
- Concept Limitations (Public Works, Field Utilities, Animal Shelter)?



THANK YOU



ADAM LEDFORD | CITYMANAGER@NORRISTN.GOV | (865)494-7645